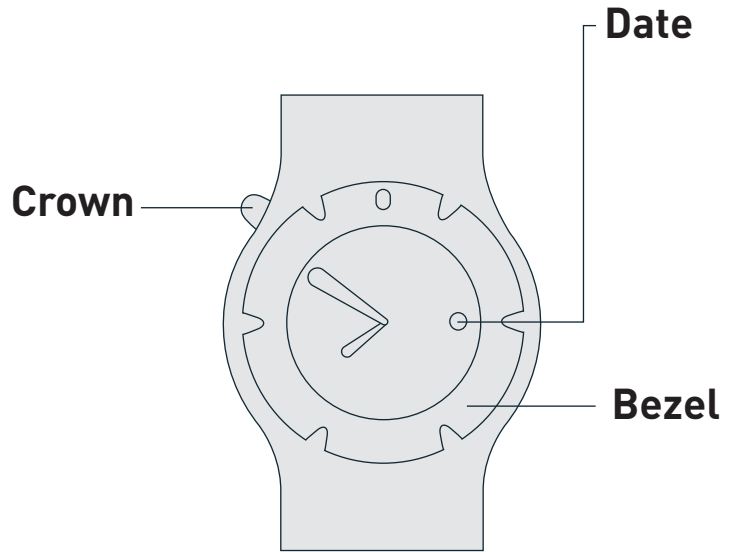
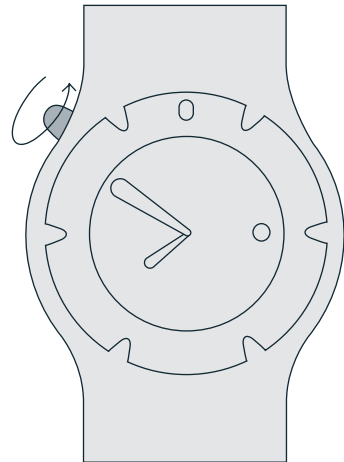


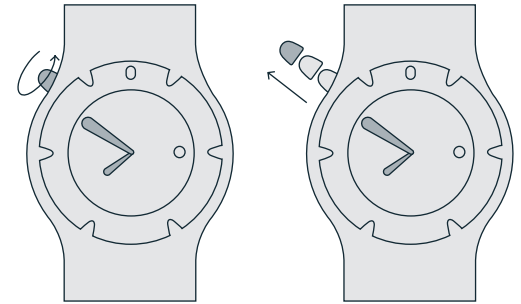
✓ CAYMAN / CAYMAN METAL / GRAND CAYMAN
Built to meet the needs of surfers and divers



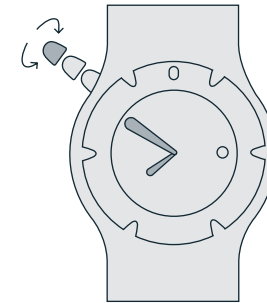
Crown screws into watch and locks to preserve water resistance.



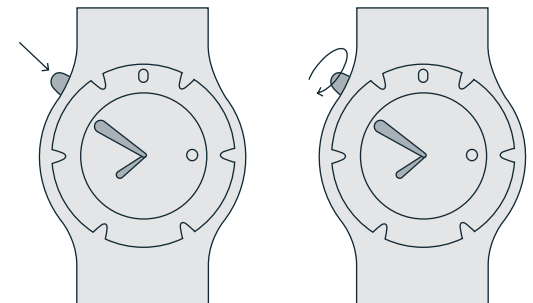
1 Unscrew crown then pull to second click.



2 Rotate crown in either direction to set time.

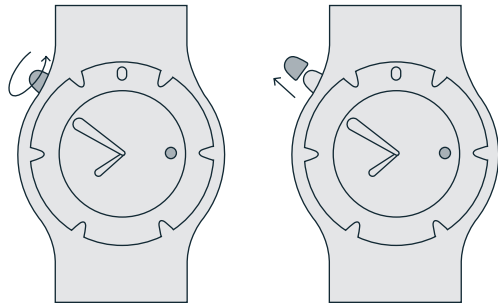


3 Push crown back firmly, then turn to lock.

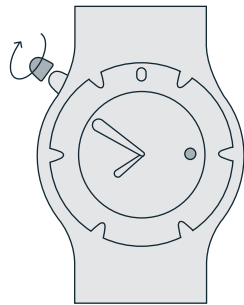


Set Date.

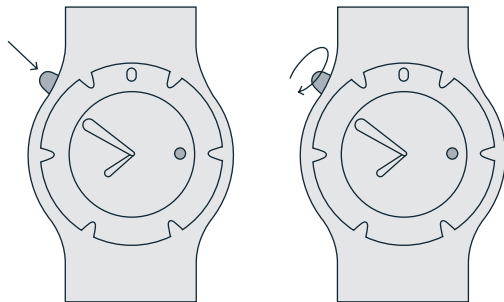
- 1 Unscrew crown then pull to first click.



- 2 Rotate crown toward you to set date.



- 3 Push crown back firmly then turn to lock.

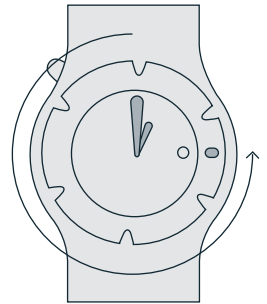


Set dive time reminder.

- 1 Determine how many minutes you will be underwater.


- 2 Rotate Bezel to time limit.

Example: If you want to dive for 15 minutes and the current time is 1:00, you would set the bezel to 1:15.



- 3 Begin Dive 

- 4 Check watch to monitor your time underwater.



- 5 Allow yourself enough time to surface.